

Circuit of Jerez
On February 25-26

Free practice - 4 RESULTS

Ord.	Nº	Entrant	Nat.	Driver	Nat.	Cat.	Cla.	Chassis	Team	Laps	Best	Time	Gap	Interval	Km/h
1	7	Campos Racing	ESP	Diego Menchaca	MEX			Dallara F312	Campos Racing	17	16	1'36.343			165.459
2	62	Drivex School	ESP	Ferdinand Habsburg	AUT			Dallara F312	Drivex School	16	14	1'36.582	0"239	0"239	165.049
3	37	RP Motorsport	ITA	Igor Walilko	POL			Dallara F312	RP Motorsport	17	16	1'37.071	0"728	0"489	164.218
4	27	DAV Racing	ITA	Kang Ling	CHN			Dallara F312	DAV Racing	14	14	1'37.089	0"746	0"018	164.187
5	1	RP Motorsport	ITA	Antoni Ptak	POL			Dallara F312	RP Motorsport	18	11	1'37.405	1"062	0"316	163.655
6	77	DAV Racing	ITA	Sisa Ngebulana	ZAF			Dallara F312	DAV Racing	13	10	1'37.621	1"278	0"216	163.293
7	11	RACE	ESP	Petru Florescu	ROU			Dallara F312	Teo Martin Motorsport	16	14	1'37.732	1"389	0"111	163.107
8	98	Carlin Motorsport	GBR	Colton Herta	USA			Dallara F312	Carlin Motorsport	15	10	1'37.888	1"545	0"156	162.847
9	2	RP Motorsport	ITA	Kantadhee Kusiri	THA			Dallara F312	RP Motorsport	16	11	1'37.988	1"645	0"100	162.681
10	3	RP Motorsport	ITA	Matteo Ferrer	ITA			Dallara F312	RP Motorsport	11	11	1'38.097	1"754	0"109	162.500
11	12	RACE	ESP	Nikita Zlobin	RUS			Dallara F312	Teo Martin Motorsport	17	17	1'38.119	1"776	0"022	162.464
12	51	Carlin Motorsport	GBR	Ameya Vaidyanathan	IND			Dallara F312	Carlin Motorsport	20	19	1'38.136	1"793	0"017	162.436
13	47	Carlin Motorsport	GBR	Keyvan Andres	DEU			Dallara F312	Carlin Motorsport	20	20	1'38.232	1"889	0"096	162.277
14	20	BVM Racing	ITA	Daniel Pronenko	RUS			Dallara F312	BVM Racing	11	9	1'38.645	2"302	0"413	161.598
15	9	Campos Racing	ESP	David Beckmann	DEU			Dallara F312	Campos Racing	4	3	1'38.930	2"587	0"285	161.132
16	10	RACE	ESP	Tatiana Calderon	COL			Dallara F312	Teo Martin Motorsport	7	5	1'39.123	2"780	0"193	160.818
17	5	RP Motorsport	ITA	Damiano Fioravanti	ITA			Dallara F312	RP Motorsport	9	6	1'39.590	3"247	0"467	160.064
18	14	RACE	ESP	Jose Manuel Vilalta	MEX			Dallara F312	Teo Martin Motorsport	5	3	1'41.748	5"405	2"158	156.669
19	21	Drivex School	ITA	Alex Jt Liang	CHN			Dallara F312	Drivex School	13	13	1'42.352	6"009	0"604	155.745
20	8	Campos Racing	ESP	Leonardo Pulcini	ITA			Dallara F312	Campos Racing	7	7	1'51.110	14"767	8"758	143.469

Circuit of Jerez on February 25, 2016

At 16:55

RACE DIRECTOR

TIMEKEEPER



Santisima Trinidad 30 28010 MADRID
Tel y Fax 91.448.32.06
www.cronococa.com
e-mail: info@cronococa.com




Juan Bravo 17 28006 MADRID
Tel 91.432.27.50
www.qtsport.es
e-mail: info@qtsport.es

On February 25-26
Circuit of Jerez

LAP ANALYSIS Free practice - 4

Number	62			77			98		
	Lap Time	Partial	Speed	Lap Time	Partial	Speed	Lap Time	Partial	Speed
1 ^a - 1	0'52.640	0'52.640	128.419	0'47.549	0'47.549	165.391	0'47.212	0'47.212	208.495
1 ^a - 2	1'30.504	0'37.864		1'16.843	0'29.294		1'15.819	0'28.607	
1 ^a - 3	5'57.684	4'27.180	PIT	1'55.373	0'38.530		4'28.538	3'12.719	PIT
2 ^a - 1	0'45.195	0'45.195	178.513	0'39.369	0'39.369	214.712	0'48.325	0'48.325	171.702
2 ^a - 2	1'13.076	0'27.881		1'05.752	0'26.383		1'18.239	0'29.914	
2 ^a - 3	1'49.237	0'36.161		1'40.686	0'34.934		1'56.669	0'38.430	
3 ^a - 1	0'41.500	0'41.500	188.812	0'38.783	0'38.783	219.067	0'41.005	0'41.005	171.702
3 ^a - 2	1'07.979	0'26.479		1'04.858	0'26.075		1'08.059	0'27.054	
3 ^a - 3	1'43.203	0'35.224		1'39.826	0'34.968		1'42.422	0'34.363	
4 ^a - 1	0'38.472	0'38.472	216.433	0'38.661	0'38.661	218.182	0'40.094	0'40.094	167.702
4 ^a - 2	1'04.960	0'26.488		1'04.466	0'25.805		1'16.314	0'36.220	
4 ^a - 3	10'03.376	8'58.416	PIT	1'39.178	0'34.712		8'58.379	7'42.065	PIT
5 ^a - 1	0'53.826	0'53.826	128.572	0'39.011	0'39.011	218.624	0'42.539	0'42.539	167.702
5 ^a - 2	1'27.128	0'33.302		1'05.318	0'26.307		1'09.840	0'27.301	
5 ^a - 3	2'04.282	0'37.154		1'40.310	0'34.992		1'44.377	0'34.537	
6 ^a - 1	0'38.689	0'38.689	214.286	0'41.006	0'41.006	215.140	0'38.417	0'38.417	214.712
6 ^a - 2	1'04.510	0'25.821		1'10.499	0'29.493		1'04.368	0'25.951	
6 ^a - 3	1'39.033	0'34.523		6'19.667	5'09.168	PIT	1'39.486	0'35.118	
7 ^a - 1	0'39.004	0'39.004	216.001	0'53.102	0'53.102	163.389	0'38.602	0'38.602	214.712
7 ^a - 2	1'04.881	0'25.877		1'24.122	0'31.020		1'04.198	0'25.596	
7 ^a - 3	1'39.251	0'34.370		2'02.350	0'38.228		1'38.661	0'34.463	
8 ^a - 1	0'38.687	0'38.687	217.304	0'38.978	0'38.978	217.742	0'47.446	0'47.446	158.358
8 ^a - 2	1'04.393	0'25.706		1'05.004	0'26.026		1'16.286	0'28.840	
8 ^a - 3	1'38.979	0'34.586		1'40.468	0'35.464		1'50.807	0'34.521	
9 ^a - 1	0'38.428	0'38.428	218.624	0'37.760	0'37.760	220.409	0'38.341	0'38.341	215.140
9 ^a - 2	1'04.157	0'25.729		1'03.461	0'25.701		1'03.772	0'25.431	
9 ^a - 3	1'38.638	0'34.481		1'37.621	0'34.160		1'37.888	0'34.116	
10 ^a - 1	0'38.602	0'38.602	218.182	0'38.721	0'38.721	219.513	0'40.407	0'40.407	207.294
10 ^a - 2	1'04.731	0'26.129		1'04.500	0'25.779		1'11.050	0'30.643	
10 ^a - 3	7'56.259	6'51.528	PIT	1'38.920	0'34.420		1'49.214	0'38.164	
11 ^a - 1	0'47.075	0'47.075	211.765	0'38.328	0'38.328	219.513	0'38.613	0'38.613	214.286
11 ^a - 2	1'14.720	0'27.645		1'03.958	0'25.630		1'04.228	0'25.615	
11 ^a - 3	1'49.850	0'35.130		1'38.118	0'34.160		10'00.493	8'56.265	PIT
12 ^a - 1	0'38.996	0'38.996	213.439	0'39.000	0'39.000	217.304	0'47.781	0'47.781	156.070
12 ^a - 2	1'04.893	0'25.897		1'05.009	0'26.009		1'19.998	0'32.217	
12 ^a - 3	1'38.794	0'33.901		1'41.635	0'36.626		2'00.067	0'40.069	
13 ^a - 1	0'37.599	0'37.599	219.067	0'38.191	0'38.191	219.067	0'42.004	0'42.004	165.391
13 ^a - 2	1'02.837	0'25.238		1'08.790	0'30.599		1'08.297	0'26.293	
13 ^a - 3	1'36.582	0'33.745					1'42.232	0'33.935	
14 ^a - 1	0'37.714	0'37.714	218.624				0'38.058	0'38.058	216.868
14 ^a - 2	1'02.913	0'25.199					1'03.347	0'25.289	
14 ^a - 3	1'36.670	0'33.757					1'38.117	0'34.770	
15 ^a - 1	0'41.971	0'41.971	213.018				0'39.120	0'39.120	200.000
15 ^a - 2	1'14.009	0'32.038					1'10.745	0'31.625	
15 ^a - 3	1'52.499	0'38.490							
16 ^a - 1	0'38.096	0'38.096	217.304						
16 ^a - 2	1'04.560	0'26.464							
16 ^a - 3									
17 ^a - 1									
17 ^a - 2									
17 ^a - 3									
18 ^a - 1									
18 ^a - 2									
18 ^a - 3									
19 ^a - 1									
19 ^a - 2									
19 ^a - 3									

Ideal Lap	
0'37.599	0'37.599
1'02.798	0'25.199
1'36.543	0'33.745

Ideal Lap	
0'37.760	0'37.760
1'03.390	0'25.630
1'37.550	0'34.160

Ideal Lap	
0'38.058	0'38.058
1'03.347	0'25.289
1'37.282	0'33.935

Ideal Best Lap	
0'37.599	0'37.599
1'02.575	0'24.976
1'36.195	0'33.620

Free practice - 4 Sectors Results

Sector - 1			Sector - 2			Sector - 3			Ideal Lap vs Best Lap				
Ord.	Nº Driver	Time	Nº Driver	Time	Nº Driver	Time	Ord.	Nº Driver	Ideal Lap	Best Lap	Ord.		
1	62 Ferdinand Habsburg	37.599	7 Diego Menchaca	24.976	7 Diego Menchaca	33.620	1	7 Diego Menchaca	1'36.316	1'36.343	1		
2	1 Antoni Ptak	37.714	62 Ferdinand Habsburg	25.199	62 Ferdinand Habsburg	33.745	2	62 Ferdinand Habsburg	1'36.543	1'36.582	2		
3	7 Diego Menchaca	37.720	1 Antoni Ptak	25.260	27 Kang Ling	33.884	3	37 Igor Walilko	1'37.071	1'37.071	3		
4	27 Kang Ling	37.733	98 Colton Herta	25.289	98 Colton Herta	33.935	4	1 Antoni Ptak	1'37.079	1'37.405	5		
5	77 Sisa Ngebulana	37.760	37 Igor Walilko	25.299	37 Igor Walilko	33.979	5	27 Kang Ling	1'37.089	1'37.089	4		
6	37 Igor Walilko	37.793	27 Kang Ling	25.472	11 Petru Florescu	34.014	6	98 Colton Herta	1'37.282	1'37.888	8		
7	11 Petru Florescu	38.001	3 Matteo Ferrer	25.556	47 Keyvan Andres	34.039	7	77 Sisa Ngebulana	1'37.550	1'37.621	6		
8	2 Kantadhee Kusiri	38.053	12 Nikita Zlobin	25.595	51 Ameya Vaidyanathan	34.100	8	11 Petru Florescu	1'37.634	1'37.732	7		
9	98 Colton Herta	38.058	11 Petru Florescu	25.619	1 Antoni Ptak	34.105	9	12 Nikita Zlobin	1'37.909	1'38.119	11		
10	3 Matteo Ferrer	38.098	77 Sisa Ngebulana	25.630	77 Sisa Ngebulana	34.160	10	2 Kantadhee Kusiri	1'37.988	1'37.988	9		
11	5 Damiano Fioravanti	38.108	51 Ameya Vaidyanathan	25.638	2 Kantadhee Kusiri	34.185	11	47 Keyvan Andres	1'38.011	1'38.232	13		
12	12 Nikita Zlobin	38.126	47 Keyvan Andres	25.744	12 Nikita Zlobin	34.188	12	51 Ameya Vaidyanathan	1'38.036	1'38.136	12		
13	47 Keyvan Andres	38.228	2 Kantadhee Kusiri	25.750	3 Matteo Ferrer	34.443	13	3 Matteo Ferrer	1'38.097	1'38.097	10		
14	20 Daniel Pronenko	38.297	10 Tatiana Calderon	25.825	20 Daniel Pronenko	34.505	14	20 Daniel Pronenko	1'38.645	1'38.645	14		
15	51 Ameya Vaidyanathan	38.298	20 Daniel Pronenko	25.843	9 David Beckmann	34.550	15	9 David Beckmann	1'38.906	1'38.930	15		
16	9 David Beckmann	38.417	9 David Beckmann	25.939	10 Tatiana Calderon	34.702	16	5 Damiano Fioravanti	1'39.068	1'39.590	17		
17	8 Leonardo Pulcini	38.589	5 Damiano Fioravanti	26.065	5 Damiano Fioravanti	34.895	17	10 Tatiana Calderon	1'39.118	1'39.123	16		
18	10 Tatiana Calderon	38.591	8 Leonardo Pulcini	26.182	14 Jose Manuel Vilalta	35.427	18	8 Leonardo Pulcini	1'41.216	1'51.110	20		
19	21 Alex Jt Liang	39.296	14 Jose Manuel Vilalta	26.716	21 Alex Jt Liang	35.676	19	14 Jose Manuel Vilalta	1'41.598	1'41.748	18		
20	14 Jose Manuel Vilalta	39.455	21 Alex Jt Liang	27.058	8 Leonardo Pulcini	36.445	20	21 Alex Jt Liang	1'42.030	1'42.352	19		
21	6 Julio Moreno	Transponder	6 Julio Moreno	Transponder	6 Julio Moreno	Transponder	21	6 Julio Moreno	499'57.000				

Free practice - 4 BEST TOP SPEEDS

Ord.	Nº	Entrant	Nat.	Driver	Nat.	Cat.	Cla.	Chassis	Team	Top 1		Top 2		Top 3		Top 4		Top 5		Avg.
										Km/h	Lap	Km/h	Lap	Km/h	Lap	Km/h	Lap	Km/h	Lap	
1	11	RACE	ESP	Petru Florescu	ROU			Dallara F312	Teo Martin Motorsport	220.859	15	219.512	14	218.624	16	217.742	5	217.742	6	218.896
2	77	DAV Racing	ITA	Sisa Ngebulana	ZAF			Dallara F312	DAV Racing	220.408	10	219.512	12	219.512	11	219.067	4	219.067	14	219.513
3	7	Campos Racing	ESP	Diego Menchaca	MEX			Dallara F312	Campos Racing	219.512	13	218.624	8	218.624	12	218.182	7	218.182	17	218.625
4	5	RP Motorsport	ITA	Damiano Fioravanti	ITA			Dallara F312	RP Motorsport	219.067	6	218.624	7	217.742	10	216.433	4	215.569	5	217.487
5	62	Drivex School	ESP	Ferdinand Habsburg	AUT			Dallara F312	Drivex School	219.067	14	218.624	10	218.624	15	218.182	11	217.304	9	218.360
6	27	DAV Racing	ITA	Kang Ling	CHN			Dallara F312	DAV Racing	218.624	3	217.742	14	217.742	13	216.433	7	215.139	4	217.136
7	1	RP Motorsport	ITA	Antoni Ptak	POL			Dallara F312	RP Motorsport	218.182	16	216.433	11	216.433	6	216.433	12	216.433	18	216.783
8	37	RP Motorsport	ITA	Igor Walilko	POL			Dallara F312	RP Motorsport	217.742	13	217.742	17	216.868	10	216.433	6	216.000	16	216.957
9	47	Carlin Motorsport	GBR	Keyvan Andres	DEU			Dallara F312	Carlin Motorsport	217.742	6	215.139	15	214.286	7	213.861	13	213.861	14	214.978
10	2	RP Motorsport	ITA	Kantadhee Kusiri	THA			Dallara F312	RP Motorsport	217.304	11	216.433	5	216.000	14	215.569	6	215.569	10	216.175
11	10	RACE	ESP	Tatiana Calderon	COL			Dallara F312	Teo Martin Motorsport	217.304	5	216.000	4	216.000	6	215.569	3	185.886	2	210.152
12	20	BVM Racing	ITA	Daniel Pronenko	RUS			Dallara F312	BVM Racing	217.304	11	216.868	9	216.867	8	216.433	12	216.000	10	216.694
13	8	Campos Racing	ESP	Leonardo Pulcini	ITA			Dallara F312	Campos Racing	216.868	5	215.569	8	212.181	6	210.937	3	205.714	4	212.254
14	21	Drivex School	ITA	Alex Jt Liang	CHN			Dallara F312	Drivex School	216.868	12	215.140	14	213.861	10	213.439	13	212.598	6	214.381
15	98	Carlin Motorsport	GBR	Colton Herta	USA			Dallara F312	Carlin Motorsport	216.868	15	215.139	10	214.712	7	214.712	8	214.286	12	215.143
16	9	Campos Racing	ESP	David Beckmann	DEU			Dallara F312	Campos Racing	216.867	5	216.433	4	215.140	3	211.350	2			214.948
17	3	RP Motorsport	ITA	Matteo Ferrer	ITA			Dallara F312	RP Motorsport	216.000	6	214.286	11	213.018	3	213.018	5	213.018	10	213.868
18	12	RACE	ESP	Nikita Zlobin	RUS			Dallara F312	Teo Martin Motorsport	216.000	18	215.569	10	215.569	11	215.139	17	214.712	9	215.398
19	14	RACE	ESP	Jose Manuel Vilalta	MEX			Dallara F312	Teo Martin Motorsport	216.000	5	216.000	6	214.286	4	213.861	3	209.302	2	213.890
20	51	Carlin Motorsport	GBR	Ameya Vaidyanathan	IND			Dallara F312	Carlin Motorsport	215.139	19	214.712	20	214.286	8	214.286	18	213.439	7	214.372



Circuit of Jerez

On February 25-26

Free practice - 4 FASTEST LAP SEQUENCE

Session Time	Nº	Entrant	Nat.	Driver	Nat.	Cat.	Cla.	Chassis	Time	Km/h	Lap
16:02'20.916	47	Carlin Motorsport	GBR	Keyvan Andres	DEU			Dallara F312	1'50.465	144.306	2
16:02'24.296	7	Campos Racing	ESP	Diego Menchaca	MEX			Dallara F312	1'49.280	145.871	2
16:03'28.299	1	RP Motorsport	ITA	Antoni Ptak	POL			Dallara F312	1'49.187	145.995	2
16:04'04.181	47	Carlin Motorsport	GBR	Keyvan Andres	DEU			Dallara F312	1'43.265	154.368	3
16:05'45.665	47	Carlin Motorsport	GBR	Keyvan Andres	DEU			Dallara F312	1'41.484	157.077	4
16:05'47.162	7	Campos Racing	ESP	Diego Menchaca	MEX			Dallara F312	1'38.732	161.455	4
16:26'22.060	98	Carlin Motorsport	GBR	Colton Herta	USA			Dallara F312	1'38.661	161.571	8
16:26'44.267	1	RP Motorsport	ITA	Antoni Ptak	POL			Dallara F312	1'37.405	163.655	11
16:27'39.281	7	Campos Racing	ESP	Diego Menchaca	MEX			Dallara F312	1'36.830	164.627	11
16:43'28.898	62	Drivex School	ESP	Ferdinand Habsburg	AUT			Dallara F312	1'36.582	165.049	14
16:45'52.215	7	Campos Racing	ESP	Diego Menchaca	MEX			Dallara F312	1'36.343	165.459	16



Santísima Trinidad 30 28010 MADRID
 Tel y Fax 91.448.32.06
 www.cronococa.com
 e-mail: info@cronococa.com



Juan Bravo 17 28006 MADRID
 Tel 91.432.27.50
 www.gtssport.es
 e-mail: info@gtssport.es

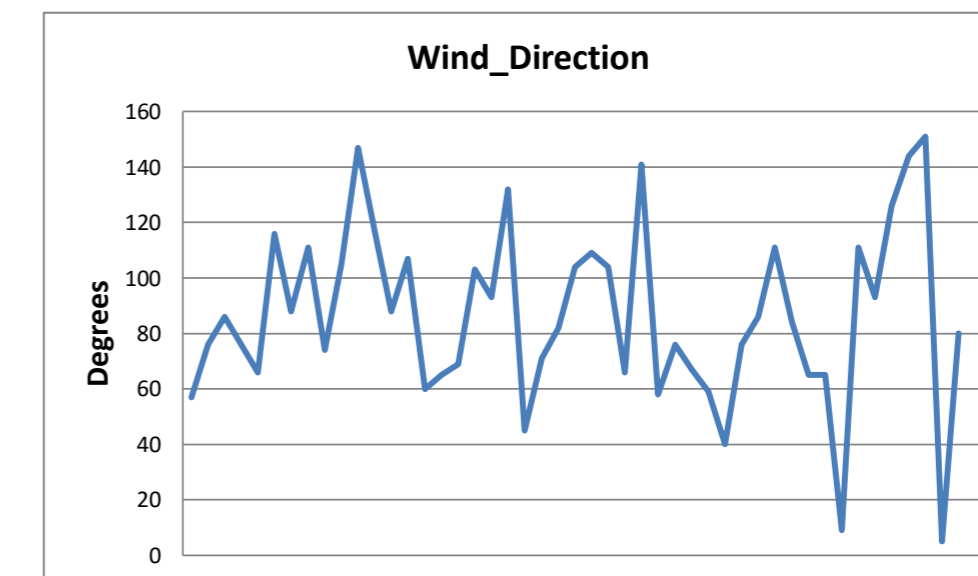
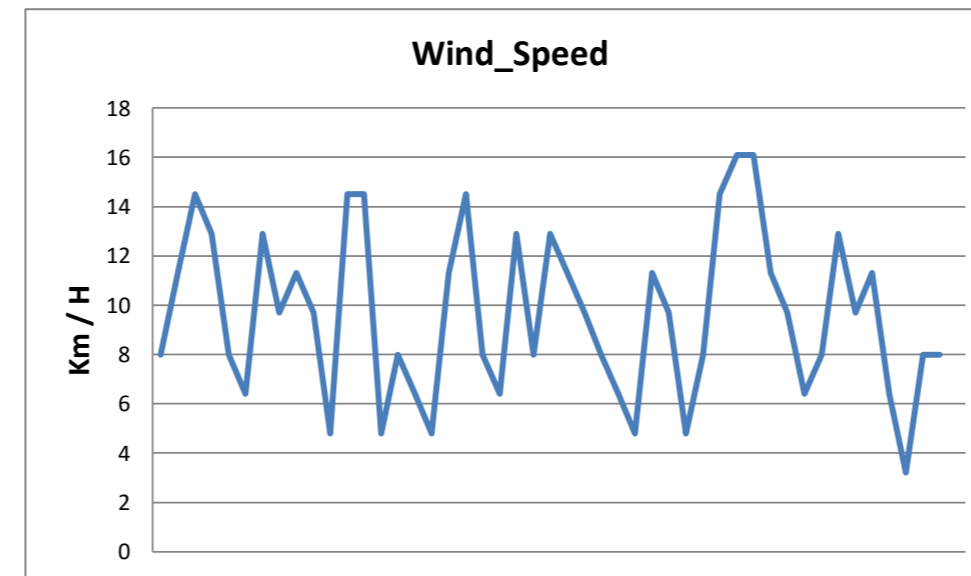
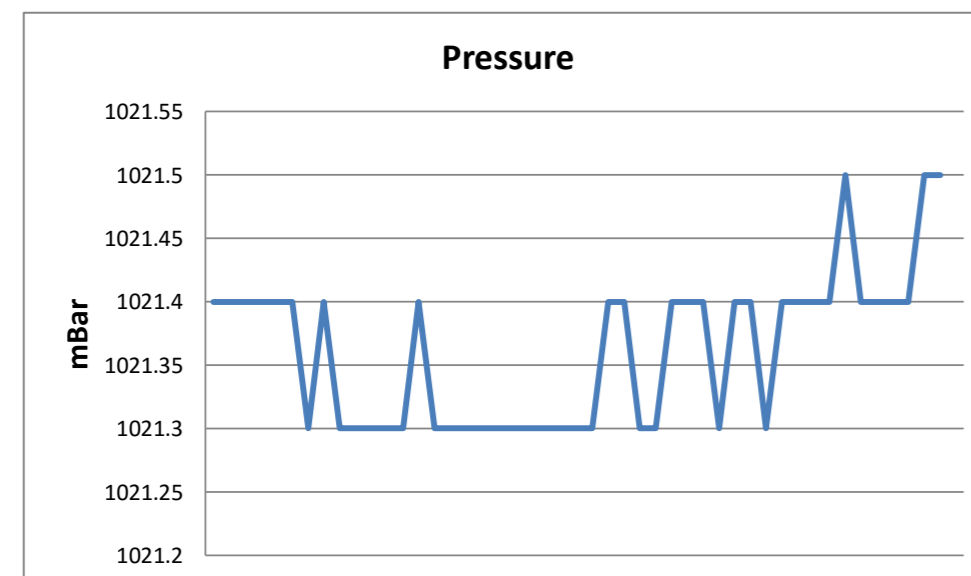
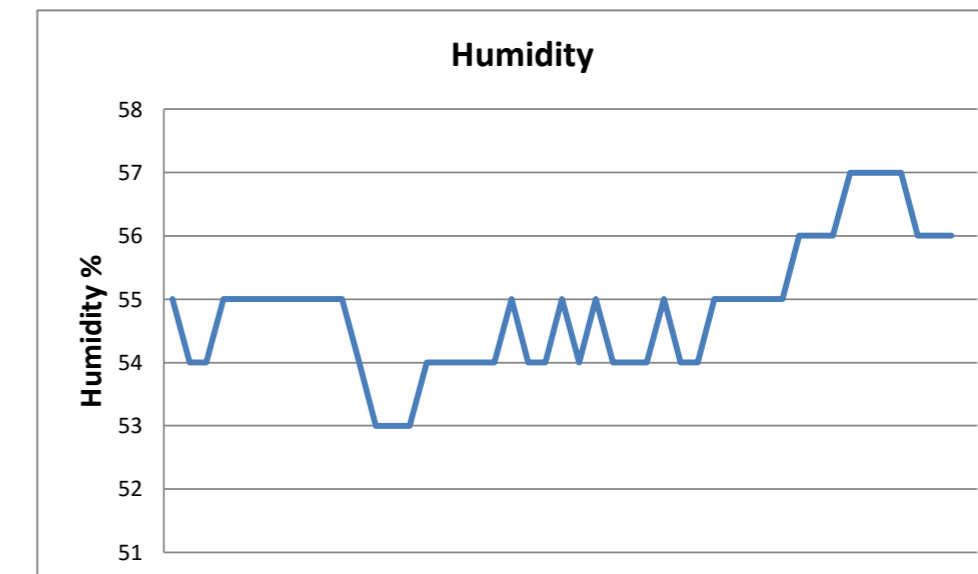
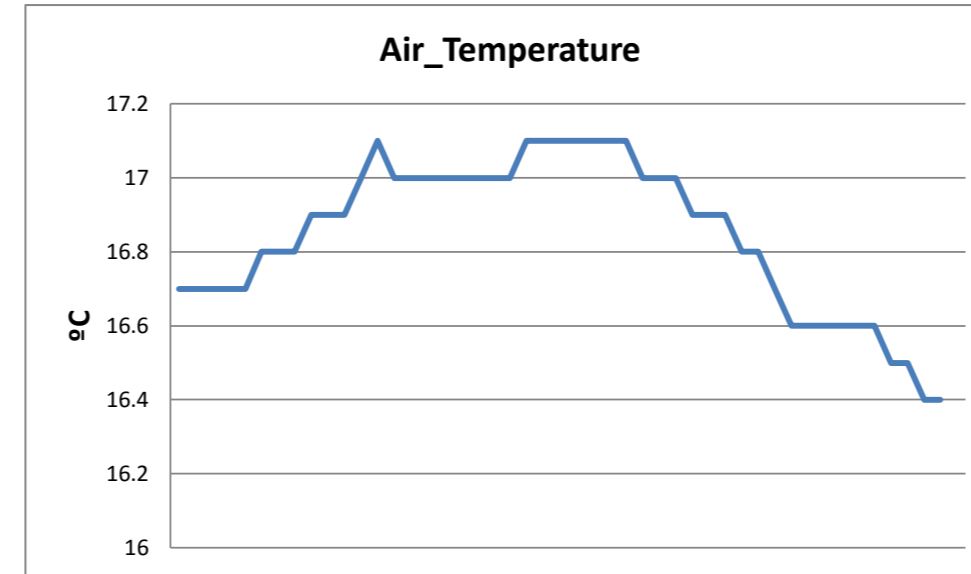
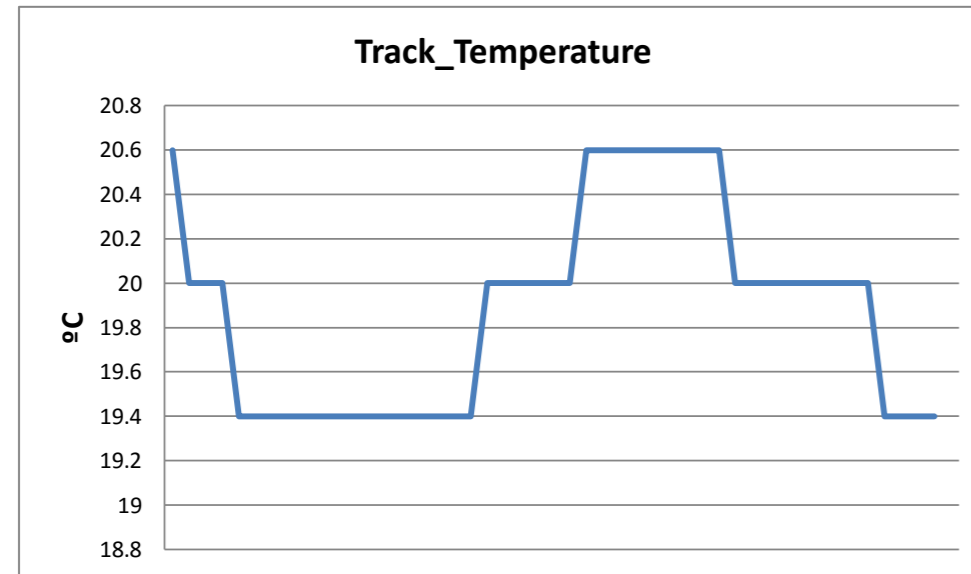
EVENT MAXIMUM SPEED after Free practice - 4

Ord.	Nº	Entrant	Nat.	Driver	Nat.	Cat.	Cla.	Chassis	Team	Driver	Km/h	Lap	Session
1	14	RACE	ESP	Jose Manuel Vilalta	MEX			Dallara F312	Teo Martin Motorsport	Jose Manuel Vilalta	221.766	15	Free practice - 2
2	6	Campos Racing	ESP	Julio Moreno	ECU			Dallara F312	Campos Racing	Julio Moreno	221.312	18	Free practice - 2
3	7	Campos Racing	ESP	Diego Menchaca	MEX			Dallara F312	Campos Racing	Diego Menchaca	221.312	16	Free practice - 1
4	5	RP Motorsport	ITA	Damiano Fioravanti	ITA			Dallara F312	RP Motorsport	Damiano Fioravanti	220.859	14	Free practice - 1
5	11	RACE	ESP	Petru Florescu	ROU			Dallara F312	Teo Martin Motorsport	Petru Florescu	220.859	17	Free practice - 2
6	62	Drivex School	ESP	Ferdinand Habsburg	AUT			Dallara F312	Drivex School	Ferdinand Habsburg	220.859	11	Free practice - 2
7	10	RACE	ESP	Tatiana Calderon	COL			Dallara F312	Teo Martin Motorsport	Tatiana Calderon	220.409	12	Free practice - 1
8	27	DAV Racing	ITA	Kang Ling	CHN			Dallara F312	DAV Racing	Kang Ling	220.409	16	Free practice - 1
9	77	DAV Racing	ITA	Sisa Ngebulana	ZAF			Dallara F312	DAV Racing	Sisa Ngebulana	220.409	9	Free practice - 1
10	12	RACE	ESP	Nikita Zlobin	RUS			Dallara F312	Teo Martin Motorsport	Nikita Zlobin	219.960	13	Free practice - 2
11	19	DAV Racing	ITA	Jonathan Cecotto	VEN			Dallara F312	DAV Racing	Jonathan Cecotto	219.960	9	Free practice - 2
12	98	Carlin Motorsport	GBR	Colton Herta	USA			Dallara F312	Carlin Motorsport	Colton Herta	219.960	3	Free practice - 3
13	37	RP Motorsport	ITA	Igor Walilko	POL			Dallara F312	RP Motorsport	Igor Walilko	219.068	12	Free practice - 1
14	9	Campos Racing	ESP	David Beckmann	DEU			Dallara F312	Campos Racing	David Beckmann	219.067	12	Free practice - 2
15	20	BVM Racing	ITA	Daniel Pronenko	RUS			Dallara F312	BVM Racing	Daniel Pronenko	219.067	18	Free practice - 2
16	1	RP Motorsport	ITA	Antoni Ptak	POL			Dallara F312	RP Motorsport	Antoni Ptak	218.624	8	Free practice - 2
17	3	RP Motorsport	ITA	Matteo Ferrer	ITA			Dallara F312	RP Motorsport	Matteo Ferrer	218.624	13	Free practice - 2
18	21	Drivex School	ITA	Alex Jt Liang	CHN			Dallara F312	Drivex School	Alex Jt Liang	218.624	13	Free practice - 1
19	2	RP Motorsport	ITA	Kantadhee Kusiri	THA			Dallara F312	RP Motorsport	Kantadhee Kusiri	218.182	16	Free practice - 2
20	47	Carlin Motorsport	GBR	Keyvan Andres	DEU			Dallara F312	Carlin Motorsport	Keyvan Andres	217.743	15	Free practice - 2
21	8	Campos Racing	ESP	Leonardo Pulcini	ITA			Dallara F312	Campos Racing	Leonardo Pulcini	216.868	5	Free practice - 4
22	51	Carlin Motorsport	GBR	Ameya Vaidyanathan	IND			Dallara F312	Carlin Motorsport	Ameya Vaidyanathan	216.001	12	Free practice - 2

WEATHER REPORT Free practice - 4

Circuit of Jerez
On February 25-26

Track Status **DRY**



Circuit of Jerez
On February 25-26

FREE PRACTICES RESULTS

Ord.	Nº	Entrant	Nat.	Driver	Nat.	Cat.	Cla.	Chassis	Team	Laps	Laps1	BL1	Time-1	Laps2	BL2	Time-2	Laps	BL3	Time-3	Laps4	BL4	Time-4	Best	Km/h
1	7	Campos Racing	ESP	Diego Menchaca	MEX			Dallara F312	Campos Racing	68	20	15	1'38.614	16	11	1'36.934	15	14	1'38.036	17	16	1'36.343	1'36.343	165.459
2	62	Drivex School	ESP	Ferdinand Habsburg	AUT			Dallara F312	Drivex School	60	17	17	1'41.460	14	11	1'38.047	13	10	1'38.367	16	14	1'36.582	1'36.582	165.049
3	6	Campos Racing	ESP	Julio Moreno	ECU			Dallara F312	Campos Racing	65	21	17	1'39.152	20	18	1'36.762	24	5	1'39.093				1'36.762	164.742
4	37	RP Motorsport	ITA	Igor Walilko	POL			Dallara F312	RP Motorsport	69	14	13	1'39.209	22	19	1'37.782	16	16	1'37.661	17	16	1'37.071	1'37.071	164.218
5	27	DAV Racing	ITA	Kang Ling	CHN			Dallara F312	DAV Racing	64	17	16	1'39.974	18	15	1'37.659	15	5	1'39.100	14	14	1'37.089	1'37.089	164.187
6	9	Campos Racing	ESP	David Beckmann	DEU			Dallara F312	Campos Racing	54	20	16	1'38.402	12	12	1'37.317	18	17	1'37.821	4	3	1'38.930	1'37.317	163.803
7	98	Carlin Motorsport	GBR	Colton Herta	USA			Dallara F312	Carlin Motorsport	49	8	6	1'41.344	19	15	1'37.323	7	5	1'38.812	15	10	1'37.888	1'37.323	163.793
8	1	RP Motorsport	ITA	Antoni Ptak	POL			Dallara F312	RP Motorsport	65	17	17	1'40.549	19	11	1'37.563	11	9	1'39.630	18	11	1'37.405	1'37.405	163.655
9	10	RACE	ESP	Tatiana Calderon	COL			Dallara F312	Teo Martin Motorsport	58	17	15	1'40.182	20	10	1'37.427	14	10	1'39.246	7	5	1'39.123	1'37.427	163.618
10	77	DAV Racing	ITA	Sisa Ngebulana	ZAF			Dallara F312	DAV Racing	76	20	18	1'41.753	23	18	1'41.073	20	18	1'39.014	13	10	1'37.621	1'37.621	163.293
11	3	RP Motorsport	ITA	Matteo Ferrer	ITA			Dallara F312	RP Motorsport	56	15	12	1'40.206	18	12	1'37.631	12	11	1'39.549	11	11	1'38.097	1'37.631	163.276
12	11	RACE	ESP	Petru Florescu	ROU			Dallara F312	Teo Martin Motorsport	72	20	17	1'40.032	18	17	1'38.164	18	14	1'39.615	16	14	1'37.732	1'37.732	163.107
13	2	RP Motorsport	ITA	Kantadhee Kusiri	THA			Dallara F312	RP Motorsport	72	20	19	1'41.523	22	16	1'39.971	14	14	1'40.167	16	11	1'37.988	1'37.988	162.681
14	12	RACE	ESP	Nikita Zlobin	RUS			Dallara F312	Teo Martin Motorsport	81	20	20	1'40.160	24	13	1'38.457	20	6	1'40.053	17	17	1'38.119	1'38.119	162.464
15	51	Carlin Motorsport	GBR	Ameya Vaidyanathan	IND			Dallara F312	Carlin Motorsport	68				24	16	1'40.618	24	13	1'39.201	20	19	1'38.136	1'38.136	162.436
16	47	Carlin Motorsport	GBR	Keyvan Andres	DEU			Dallara F312	Carlin Motorsport	78	16	8	1'41.604	20	14	1'38.655	22	20	1'38.870	20	20	1'38.232	1'38.232	162.277
17	5	RP Motorsport	ITA	Damiano Fioravanti	ITA			Dallara F312	RP Motorsport	60	18	17	1'41.212	19	18	1'38.491	14	12	1'38.481	9	6	1'39.590	1'38.481	161.867
18	20	BVM Racing	ITA	Daniel Pronenko	RUS			Dallara F312	BVM Racing	60	11	10	1'41.869	20	17	1'39.507	18	12	1'39.048	11	9	1'38.645	1'38.645	161.598
19	14	RACE	ESP	Jose Manuel Vilalta	MEX			Dallara F312	Teo Martin Motorsport	56	18	9	1'42.170	16	13	1'39.013	17	14	1'40.510	5	3	1'41.748	1'39.013	160.997
20	19	DAV Racing	ITA	Jonathan Cecotto	VEN			Dallara F312	DAV Racing	43	4	4	2'01.055	26	21	1'40.508	13	10	1'40.378				1'40.378	158.808
21	21	Drivex School	ITA	Alex Jt Liang	CHN			Dallara F312	Drivex School	59	16	16	1'48.908	21	12	1'46.918	9	6	1'43.754	13	13	1'42.352	1'42.352	155.745
22	8	Campos Racing	ESP	Leonardo Pulcini	ITA			Dallara F312	Campos Racing	14	7	5	1'55.211							7	7	1'51.110	1'51.110	143.469

Circuit of Jerez on February 25, 2016

At 17:01

RACE DIRECTOR

TIMEKEEPER



Santísima Trinidad 30 28010 MADRID
Tel y Fax 91.448.32.06
www.cronococa.com
e-mail: info@cronococa.com




Juan Bravo 17 28006 MADRID
Tel 91.432.27.50
www.gtsport.es
e-mail: info@gtsport.es